

Global Status Report on Drowning Prevention 2024

# Drowning Prevention Status in Europe



FLYTE Konferansen

5-6 February 2025



# DROWNING IS PREVENTABLE

## Extensive guidance on evidence-based prevention



2014

2024

Interventions are feasible, scalable and cost-effective

# MOMENTUM: POLITICAL RECOGNITION AND REQUEST FOR WHO LEADERSHIP/COORDINATION

2021: UNGA adopts FIRST EVER RESOLUTION for drowning prevention (A/RES/75/273)



**81**  
countries sponsor  
**RESOLUTION**



Resolution calls  
for  
**MULTISECTORAL**  
response



Asks WHO to  
coordinate  
**DROWNING**  
**PREVENTION**  
within UN system



Declares July 25  
**WORLD**  
**DROWNING**  
**PREVENTION**  
Day



Encourages all countries to  
**IMPLEMENT DROWNING**  
**PREVENTION PROGRAMMING** in  
line with WHO-recommended  
interventions

2023: WHA adopts FIRST EVER RESOLUTION for drowning prevention (WHA/76.18)

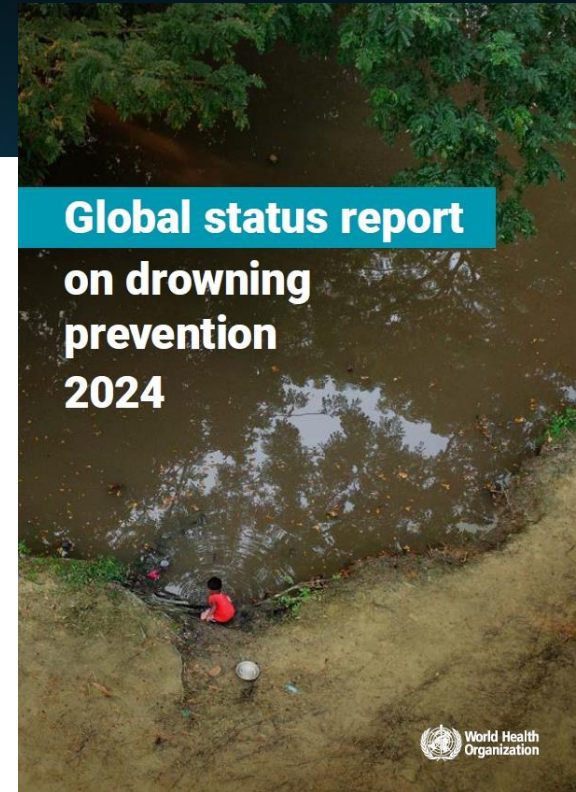
- Welcomes invitation to **assist Member States** with drowning prevention efforts, upon their request
- Accepts **WHO coordination of drowning prevention within UN system**, and to facilitate observance of WDPD
- Requests WHO to **establish a global alliance for drowning prevention** and **prepare a global status report**

# WHO GLOBAL STATUS REPORT ON DROWNING PREVENTION

Improve	Improve knowledge on the burden, context and impacts of drowning
Increase	Increase awareness and knowledge sharing on what works to prevent drowning
Strengthen	Strengthen national, regional and global coordination and partnerships for drowning prevention
Provide	Provide a tool for tracking progress in drowning prevention efforts over time
Support	Support the development of national strategies for drowning prevention which are evidence informed and respond to national priorities

# FIRST WHO GLOBAL STATUS REPORT ON DROWNING PREVENTION: **OVERVIEW**

- 139** Participating Member States and Territories
- 953** National data contributors
- 142** World Health Organization staff
- 19** Leading experts in drowning prevention

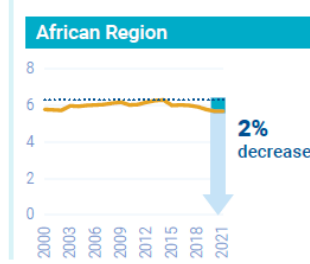
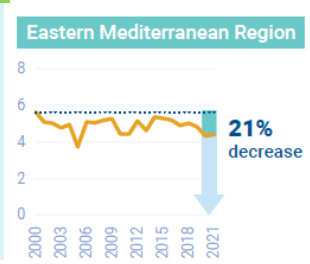
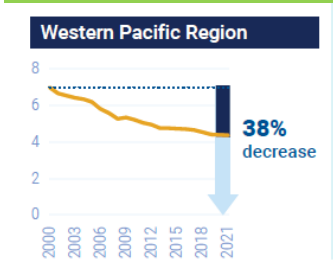
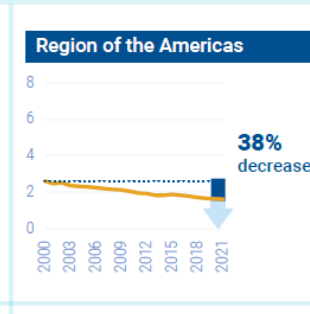
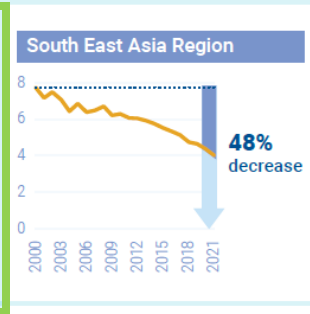
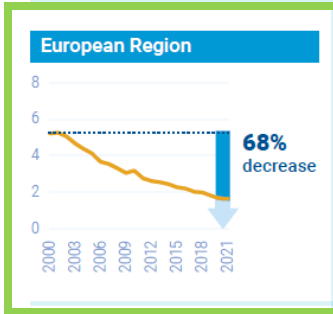
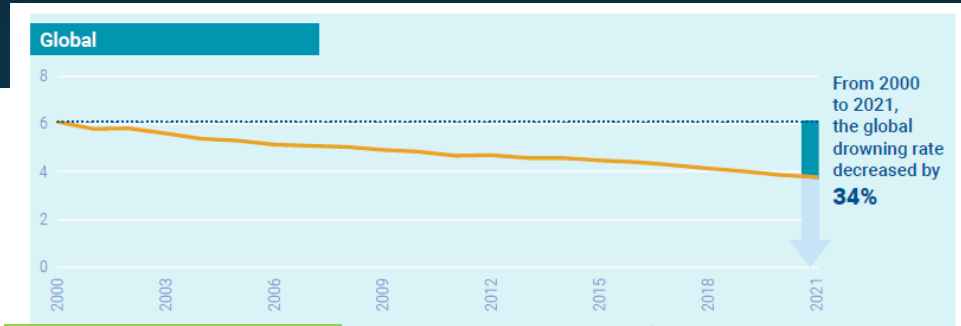


# WHO Drowning Prevention App



# Encouraging reductions globally

# Europe leads

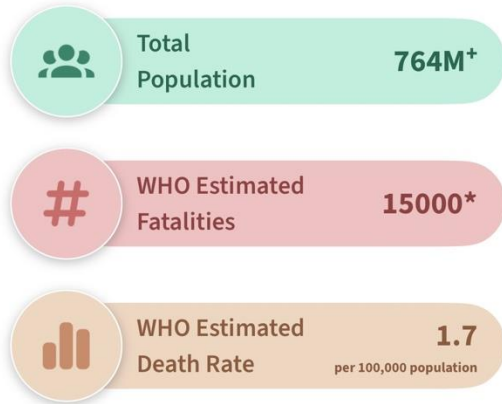




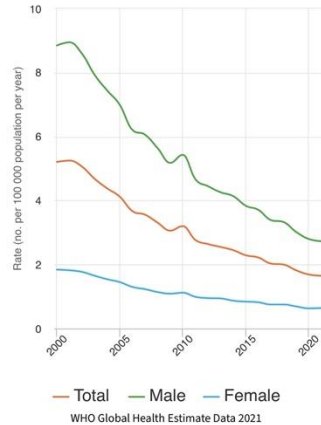
# Burden of Drowning in Europe



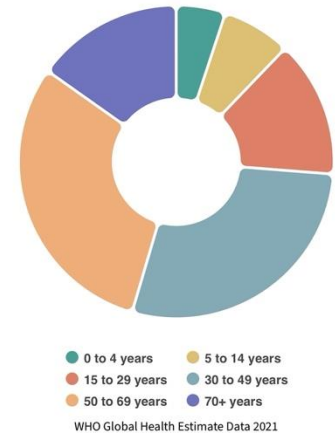
# Drowning in Europe



Drowning deaths rates over time



Drowning deaths by age group



\* Total Population of countries participating in the Global Status Report

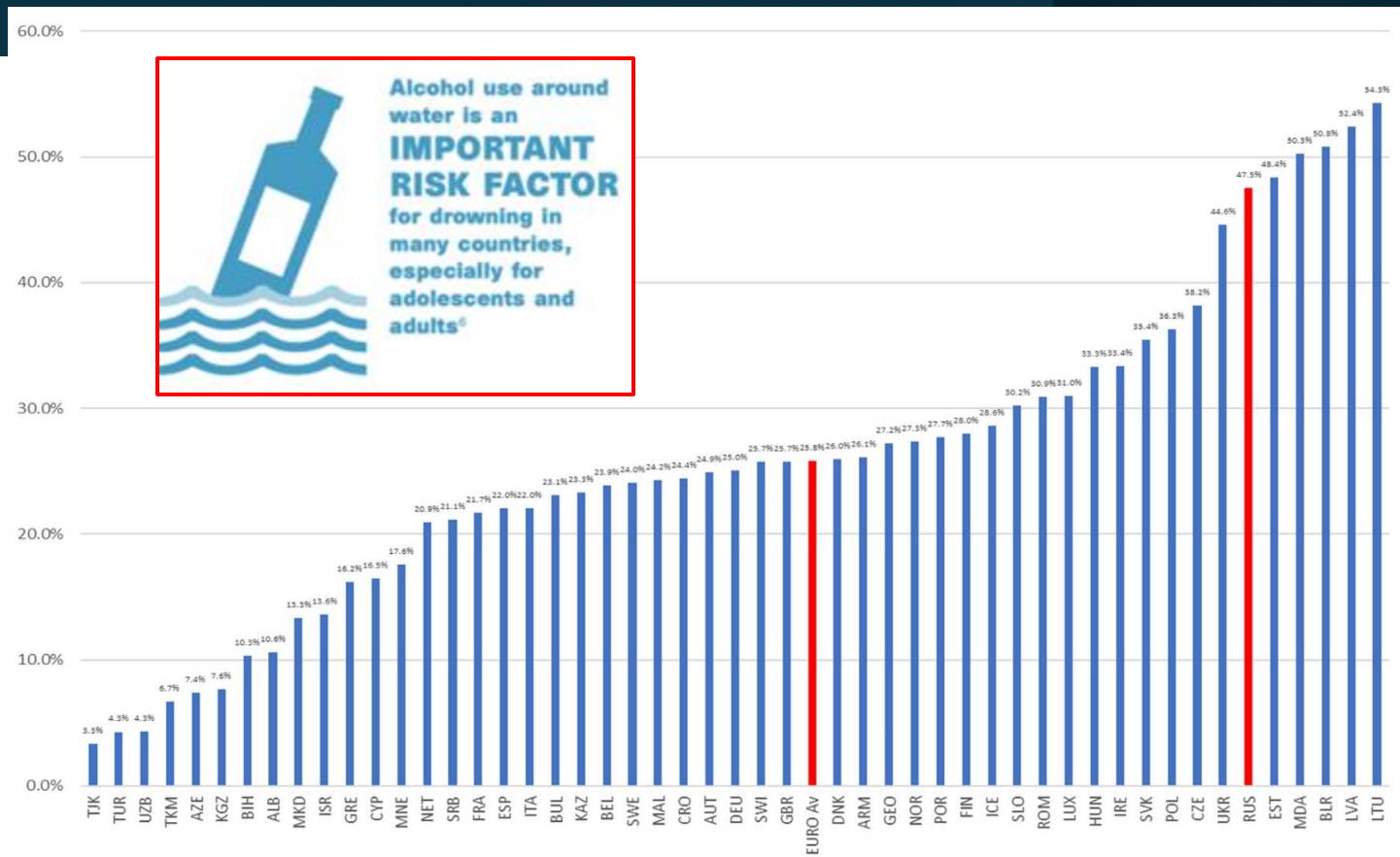
\*Numbers of deaths have been rounded (see report for more details)

# Drowning in Europe

- 53 countries wide diversity of contexts
- 20x variation in mortality across the region:
  - 0.3 (Israel) – 6.9 (Latvia)
- Great reduction in childhood drowning
- European rates higher in older adults



# Alcohol Attributable Fraction



## Current Efforts and Governance

- Stakeholders and strategies
- Data collection and reporting
- Interventions and legislation

# Stakeholders and strategies



## Governance and coordination



National focal point

48%



National drowning prevention strategy

45%



National coordination mechanism

42%

## 20/42 – Coordination Mechanism

Health

Disaster/ Emergency

Drowning Prevention Agency

Maritime safety

Military/ Navy/ Coastguard

# Stakeholders – GSRDP early impacts



Multisectoral contributions to data collection have initiated dialogue on drowning prevention



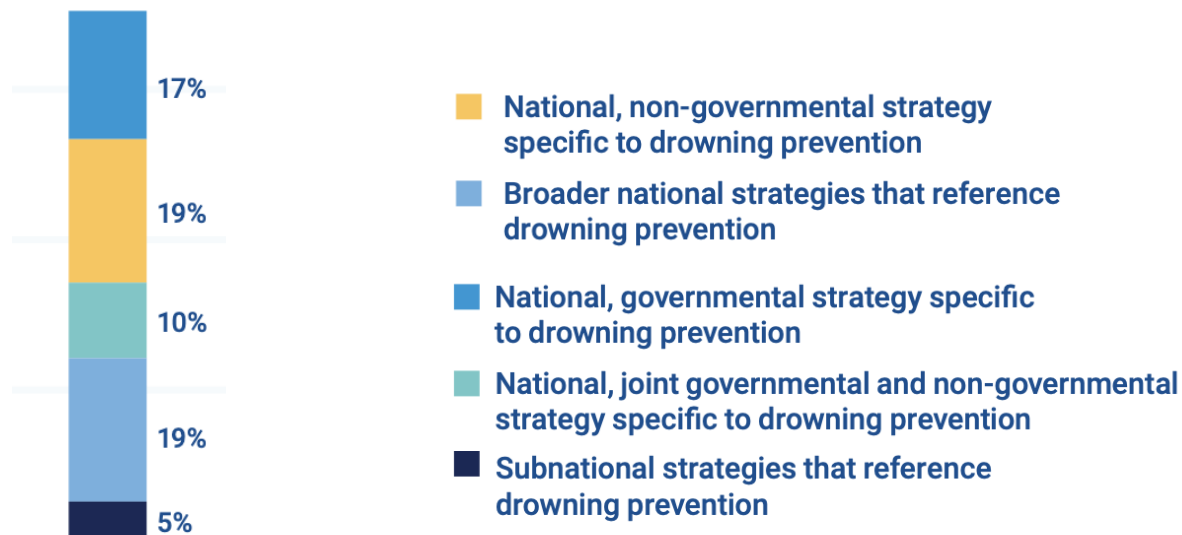
Capacity development has resulted in a global network of individuals wanting to undertake further work on the issue



Connecting stakeholders across countries has promoted knowledge exchange

# Stakeholders and strategies

Authority and strategies for drowning prevention are often absent



European  
Region

\* Some countries submitted more than one strategy.

Countries face common challenges in adopting and implementing national strategies for drowning prevention

## National water safety plan benefits



Identification of priorities



Align efforts of stakeholders



Identify and allocate resources



Provide a platform for multisectoral engagement



# Data collection and reporting



## Data and research



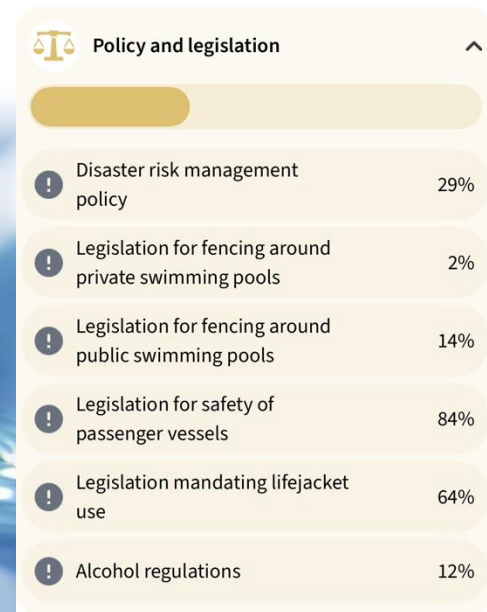
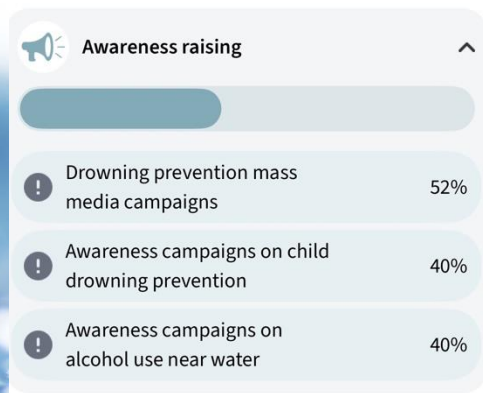
! Capture of drowning deaths through civil registration systems 81%

! Availability of sufficiently detailed drowning data 81%

! Research on drowning 33%

Disconnects between drowning evidence and perceptions of drowning risks

# Interventions and legislation



Progress is mixed for drowning prevention interventions

Legislation is not keeping pace with the scale of the challenge



# CHALLENGES AND FUTURE DIRECTIONS

## **Challenges and Barriers :**

Data Collection

Impact of Cultural and Regional differences on program implementation

Climate Change

## **Guidance and Future Directions :**

Policy action

Capacity Building

Cross-Border Collaboration

Research and Innovation

# Drowning Prevention in Europe

What's next?



WHO European Regional Status Report on  
Drowning Prevention



## Behavioral, Demographic and Social Factors

Supervision and Swimming Skills

Alcohol-Related Drowning

Suicide by Drowning

Gender Disparities

Migration-Related Drowning



# Environmental factors

- Ice-Related Drowning
- Heatwaves
- Flood-Related Drowning
- Cold Open Waters

# #drowningprevention



Share your ideas,  
suggestions, and  
experiences

TAKK!

